

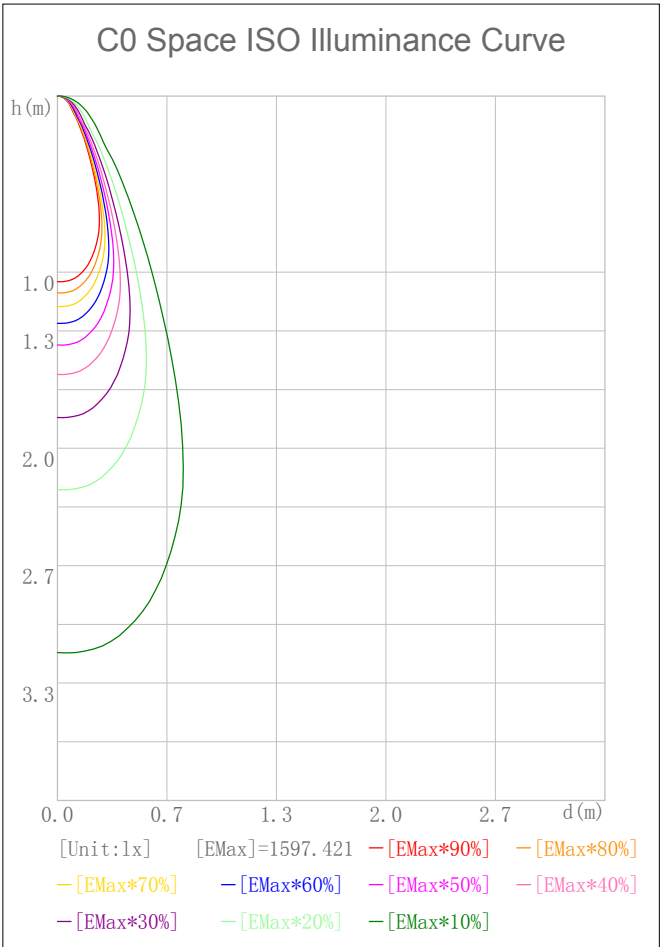
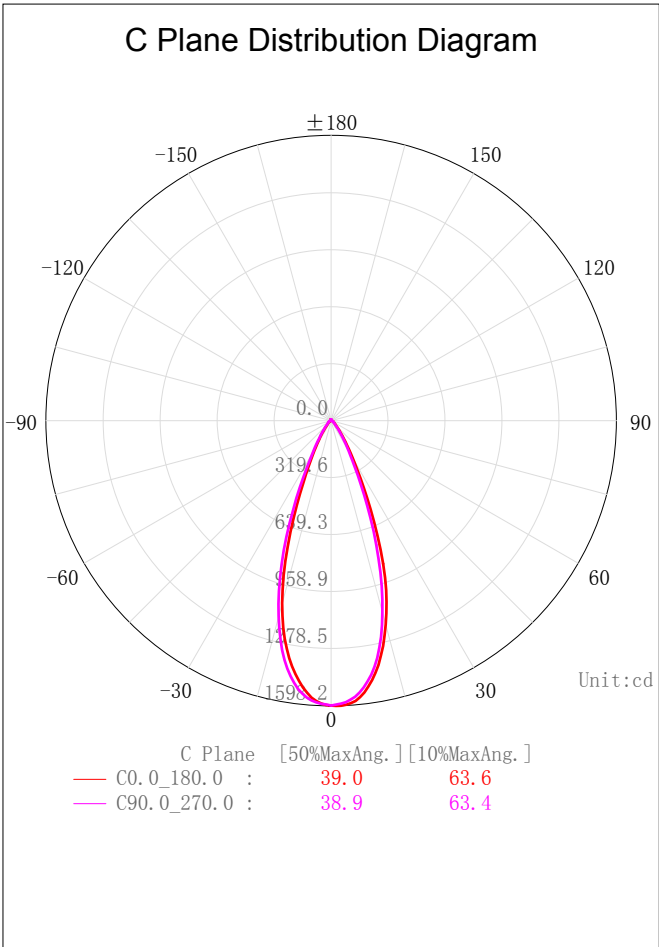
Indoor Luminaire Photometric Data

Description Information

Luminary Name: MD10-09-XX-05 4000K RA90 38D	Lum. Catalog:	Test ID: 01
Lamp Name:	Lamp Catalog: LED	Test Date: 2020/01/05
Manufacture: Shenzhen Norming Lighting Co., Ltd	Shld.Ang(°):	Test Machine:GON-2000
Test Lab: QUality peatment	Frequency (Hz):	Lamp CCT(K): Ra:
Lum. Size (W*L*H):0.498m*0.498m*0.750m	Lum. Area (m2):0.622	Lum. W(kg): 0.000
Test System: C, γ	Test Step: C=90.0 γ=1.0	Temp. (°C): 25
		Humidity(%): 50.0

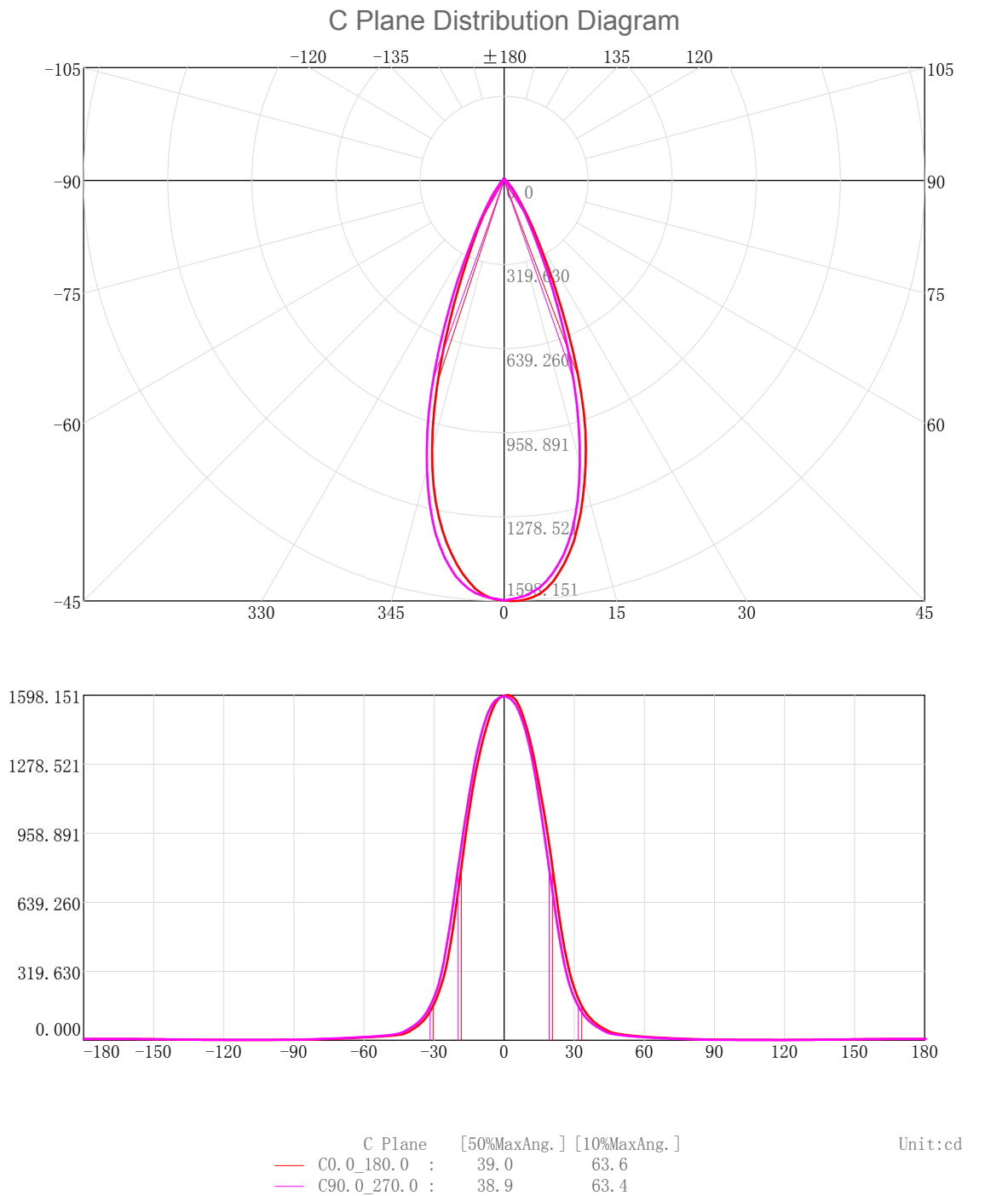
Character Parameter

Lamp Speciality Parameter	Luminaire Speciality Parameter	
Rated Flux(lm): 797.610	Luminary Flux(lm): 797.607	Field Angle(10%Imax): 63.6(°)
Rated Power(W):	Luminary Efficiency: 100.00%	Down Lumens&Percent: 777.698lm 97.50%
Rated Voltage(V):	Luminary EER(lm/W): 86.218	Up Lumens&Percent: 19.909lm 2.50%
Tested Power(W): 9.251	Max. Candela(cd): 1598.151	S/MH: C0_a180=0.646 C90_270=0.642
Lamps' Inside: 1	Max Cand@Ang. (°): C=0.0 γ=1.0	CIE Type: Semi-Direct
Tested Electrics (V, A, pf):240.3, 0.041, 0.929	Beam Angle(50%Imax): 39.0(°)	ErP Φ use(90°): 712.214lm
Lamp Size(W*L*H):0.498m*0.498m*0.750m	Left=-18.3°, Right=20.7°	IRF(%): 428.378



2D Plane Light Intensity Distribution Curve

Lum. Name: MD10-09-XX-05 4000K RA90 38D	Lum. Catalog:	Test ID: 01
Lamp Name:	Lamp Catalog: LED	Test Lab: Quality peatment
Manufacture: Shenzhen Norming Lighting Co., Ltd	Test Machine:GON-2000	Test Date: 2020/01/05



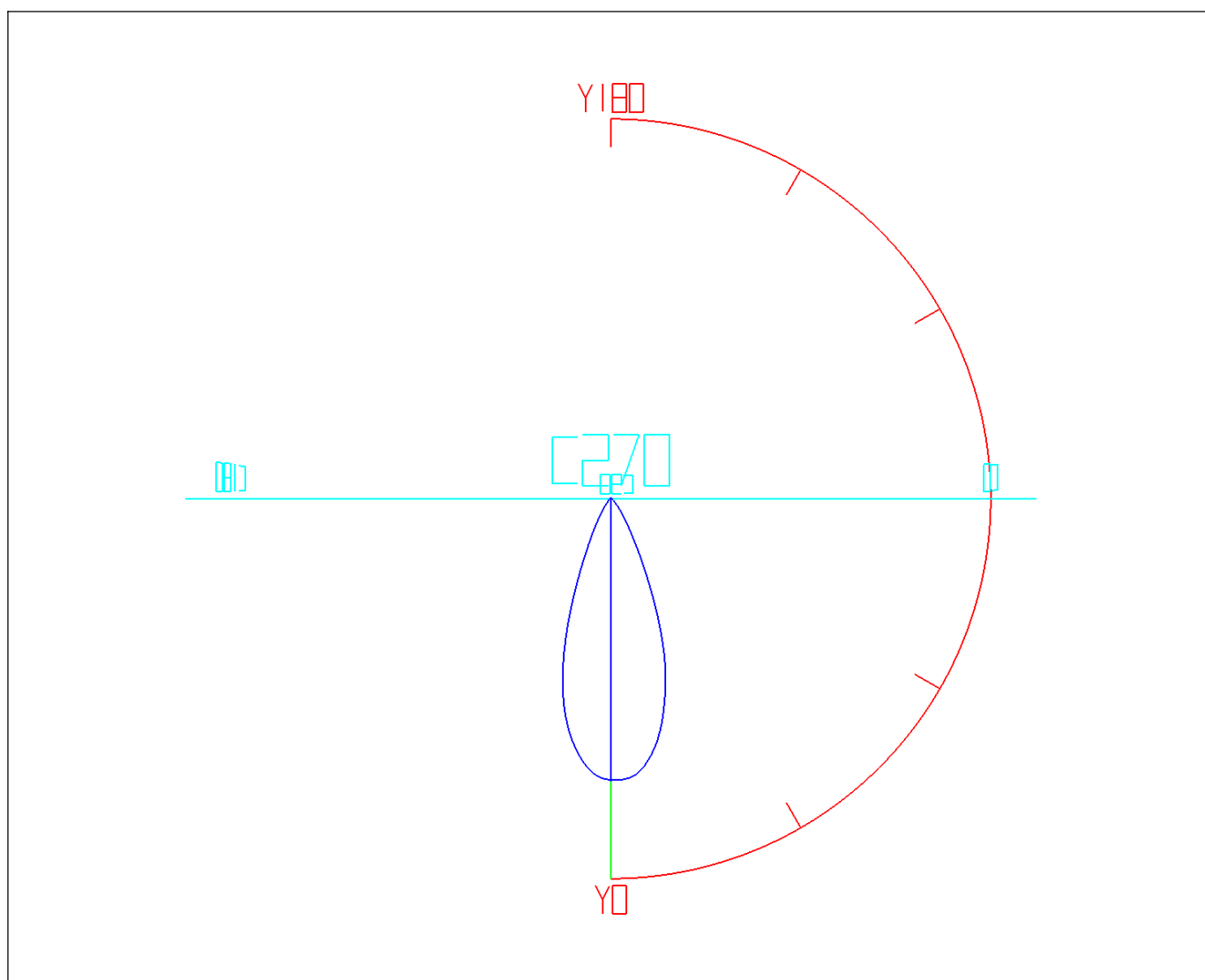
IES Indoor Report

Photometric Filename:MD10-09-XX-05 4000K RA90 38D.IES

3D Light Intensity Distribution Modal

Lum. Name: MD10-09-XX-05 4000K RA90 38D	Lum. Catalog:	Test ID: 01
Lamp Name:	Lamp Catalog: LED	Test Lab: Quality peatment
Manufacture: Shenzhen Norming Lighting Co., Ltd	Test Machine:GON-2000	Test Date: 2020/01/05

3D Light Intensity Distribution Modal



Curves: 3D Model — Fixture — Vert. HUD — Hori. HUD —
View Angles: Orient:0 Tilt:0 Roll:0 Spin:0

Zonal Flux Tabulation

Zone(γ)	Zone Flux (lm)	Sums Flux (lm)	Zone%Lamp	Sums%Lamp	Zone(γ)	Zone Flux (lm)	Sums Flux (lm)	Zone%Lamp	Sums%Lamp
0.0-1.0	1.53	1.53	0.19	0.19	47.0-48.0	2.22	732.28	0.28	91.81
1.0-2.0	4.57	6.09	0.57	0.76	48.0-49.0	2.13	734.41	0.27	92.08
2.0-3.0	7.58	13.68	0.95	1.71	49.0-50.0	2.05	736.46	0.26	92.33
3.0-4.0	10.55	24.23	1.32	3.04	50.0-51.0	1.97	738.43	0.25	92.58
4.0-5.0	13.44	37.67	1.69	4.72	51.0-52.0	1.90	740.34	0.24	92.82
5.0-6.0	16.22	53.88	2.03	6.76	52.0-53.0	1.84	742.18	0.23	93.05
6.0-7.0	18.86	72.74	2.36	9.12	53.0-54.0	1.78	743.96	0.22	93.27
7.0-8.0	21.32	94.06	2.67	11.79	54.0-55.0	1.72	745.67	0.22	93.49
8.0-9.0	23.60	117.67	2.96	14.75	55.0-56.0	1.66	747.33	0.21	93.70
9.0-10.0	25.68	143.34	3.22	17.97	56.0-57.0	1.60	748.93	0.20	93.90
10.0-11.0	27.50	170.84	3.45	21.42	57.0-58.0	1.55	750.48	0.19	94.09
11.0-12.0	29.04	199.88	3.64	25.06	58.0-59.0	1.50	751.98	0.19	94.28
12.0-13.0	30.26	230.14	3.79	28.85	59.0-60.0	1.46	753.43	0.18	94.46
13.0-14.0	31.13	261.27	3.90	32.76	60.0-61.0	1.41	754.85	0.18	94.64
14.0-15.0	31.66	292.93	3.97	36.73	61.0-62.0	1.37	756.22	0.17	94.81
15.0-16.0	31.88	324.81	4.00	40.72	62.0-63.0	1.33	757.55	0.17	94.98
16.0-17.0	31.75	356.56	3.98	44.70	63.0-64.0	1.28	758.82	0.16	95.14
17.0-18.0	31.26	387.82	3.92	48.62	64.0-65.0	1.23	760.05	0.15	95.29
18.0-19.0	30.39	418.21	3.81	52.43	65.0-66.0	1.18	761.23	0.15	95.44
19.0-20.0	29.16	447.38	3.66	56.09	66.0-67.0	1.13	762.37	0.14	95.58
20.0-21.0	27.60	474.98	3.46	59.55	67.0-68.0	1.09	763.45	0.14	95.72
21.0-22.0	25.78	500.76	3.23	62.78	68.0-69.0	1.04	764.50	0.13	95.85
22.0-23.0	23.80	524.56	2.98	65.77	69.0-70.0	1.00	765.49	0.13	95.97
23.0-24.0	21.79	546.35	2.73	68.50	70.0-71.0	0.96	766.45	0.12	96.09
24.0-25.0	19.79	566.14	2.48	70.98	71.0-72.0	0.91	767.36	0.11	96.21
25.0-26.0	17.83	583.97	2.24	73.21	72.0-73.0	0.87	768.24	0.11	96.32
26.0-27.0	16.00	599.97	2.01	75.22	73.0-74.0	0.83	769.07	0.10	96.42
27.0-28.0	14.34	614.31	1.80	77.02	74.0-75.0	0.79	769.86	0.10	96.52
28.0-29.0	12.91	627.22	1.62	78.64	75.0-76.0	0.76	770.62	0.09	96.62
29.0-30.0	11.65	638.87	1.46	80.10	76.0-77.0	0.72	771.34	0.09	96.71
30.0-31.0	10.54	649.41	1.32	81.42	77.0-78.0	0.68	772.02	0.09	96.79
31.0-32.0	9.53	658.94	1.19	82.61	78.0-79.0	0.65	772.67	0.08	96.87
32.0-33.0	8.60	667.54	1.08	83.69	79.0-80.0	0.61	773.28	0.08	96.95
33.0-34.0	7.75	675.28	0.97	84.66	80.0-81.0	0.58	773.86	0.07	97.02
34.0-35.0	6.99	682.27	0.88	85.54	81.0-82.0	0.55	774.40	0.07	97.09
35.0-36.0	6.34	688.61	0.79	86.33	82.0-83.0	0.51	774.92	0.06	97.15
36.0-37.0	5.76	694.37	0.72	87.06	83.0-84.0	0.48	775.40	0.06	97.21
37.0-38.0	5.26	699.64	0.66	87.72	84.0-85.0	0.45	775.84	0.06	97.27
38.0-39.0	4.81	704.45	0.60	88.32	85.0-86.0	0.42	776.26	0.05	97.32
39.0-40.0	4.39	708.84	0.55	88.87	86.0-87.0	0.39	776.65	0.05	97.37
40.0-41.0	4.00	712.83	0.50	89.37	87.0-88.0	0.37	777.02	0.05	97.42
41.0-42.0	3.61	716.44	0.45	89.82	88.0-89.0	0.35	777.36	0.04	97.46
42.0-43.0	3.24	719.69	0.41	90.23	89.0-90.0	0.33	777.70	0.04	97.50
43.0-44.0	2.92	722.61	0.37	90.60	90.0-91.0	0.33	778.02	0.04	97.54
44.0-45.0	2.66	725.26	0.33	90.93	91.0-92.0	0.32	778.34	0.04	97.58
45.0-46.0	2.47	727.73	0.31	91.24	92.0-93.0	0.31	778.65	0.04	97.62
46.0-47.0	2.33	730.06	0.29	91.53	93.0-94.0	0.30	778.95	0.04	97.66

Zonal Flux Tabulation - (Cont.)

Zone(γ)	Zone Flux (lm)	Sums Flux (lm)	Zone%Lamp	Sums%Lamp	Zone(γ)	Zone Flux (lm)	Sums Flux (lm)	Zone%Lamp	Sums%Lamp
94.0-95.0	0.30	779.25	0.04	97.70	141.0-142.0	0.28	790.37	0.03	99.09
95.0-96.0	0.29	779.54	0.04	97.73	142.0-143.0	0.28	790.65	0.04	99.13
96.0-97.0	0.28	779.82	0.04	97.77	143.0-144.0	0.28	790.93	0.04	99.16
97.0-98.0	0.28	780.10	0.03	97.81	144.0-145.0	0.28	791.21	0.04	99.20
98.0-99.0	0.27	780.38	0.03	97.84	145.0-146.0	0.28	791.50	0.04	99.23
99.0-100.0	0.27	780.64	0.03	97.87	146.0-147.0	0.29	791.78	0.04	99.27
100.0-101.0	0.26	780.91	0.03	97.91	147.0-148.0	0.29	792.07	0.04	99.31
101.0-102.0	0.26	781.16	0.03	97.94	148.0-149.0	0.28	792.35	0.04	99.34
102.0-103.0	0.25	781.41	0.03	97.97	149.0-150.0	0.28	792.64	0.04	99.38
103.0-104.0	0.25	781.66	0.03	98.00	150.0-151.0	0.28	792.92	0.04	99.41
104.0-105.0	0.24	781.91	0.03	98.03	151.0-152.0	0.28	793.20	0.03	99.45
105.0-106.0	0.24	782.14	0.03	98.06	152.0-153.0	0.28	793.47	0.03	99.48
106.0-107.0	0.23	782.38	0.03	98.09	153.0-154.0	0.27	793.74	0.03	99.52
107.0-108.0	0.23	782.61	0.03	98.12	154.0-155.0	0.27	794.01	0.03	99.55
108.0-109.0	0.23	782.83	0.03	98.15	155.0-156.0	0.26	794.27	0.03	99.58
109.0-110.0	0.22	783.06	0.03	98.18	156.0-157.0	0.25	794.53	0.03	99.61
110.0-111.0	0.22	783.28	0.03	98.20	157.0-158.0	0.25	794.77	0.03	99.64
111.0-112.0	0.22	783.49	0.03	98.23	158.0-159.0	0.24	795.01	0.03	99.67
112.0-113.0	0.21	783.71	0.03	98.26	159.0-160.0	0.23	795.24	0.03	99.70
113.0-114.0	0.21	783.92	0.03	98.28	160.0-161.0	0.22	795.47	0.03	99.73
114.0-115.0	0.21	784.13	0.03	98.31	161.0-162.0	0.21	795.68	0.03	99.76
115.0-116.0	0.21	784.34	0.03	98.34	162.0-163.0	0.20	795.88	0.03	99.78
116.0-117.0	0.21	784.55	0.03	98.36	163.0-164.0	0.19	796.08	0.02	99.81
117.0-118.0	0.21	784.75	0.03	98.39	164.0-165.0	0.18	796.26	0.02	99.83
118.0-119.0	0.21	784.96	0.03	98.41	165.0-166.0	0.17	796.43	0.02	99.85
119.0-120.0	0.21	785.17	0.03	98.44	166.0-167.0	0.16	796.59	0.02	99.87
120.0-121.0	0.21	785.37	0.03	98.47	167.0-168.0	0.15	796.74	0.02	99.89
121.0-122.0	0.21	785.58	0.03	98.49	168.0-169.0	0.14	796.87	0.02	99.91
122.0-123.0	0.21	785.79	0.03	98.52	169.0-170.0	0.13	797.00	0.02	99.92
123.0-124.0	0.21	786.00	0.03	98.54	170.0-171.0	0.11	797.11	0.01	99.94
124.0-125.0	0.21	786.21	0.03	98.57	171.0-172.0	0.10	797.22	0.01	99.95
125.0-126.0	0.21	786.42	0.03	98.60	172.0-173.0	0.09	797.31	0.01	99.96
126.0-127.0	0.22	786.64	0.03	98.62	173.0-174.0	0.08	797.39	0.01	99.97
127.0-128.0	0.22	786.86	0.03	98.65	174.0-175.0	0.07	797.45	0.01	99.98
128.0-129.0	0.22	787.08	0.03	98.68	175.0-176.0	0.06	797.51	0.01	99.99
129.0-130.0	0.23	787.31	0.03	98.71	176.0-177.0	0.04	797.55	0.01	99.99
130.0-131.0	0.23	787.54	0.03	98.74	177.0-178.0	0.03	797.58	0.00	100.00
131.0-132.0	0.24	787.78	0.03	98.77	178.0-179.0	0.02	797.60	0.00	100.00
132.0-133.0	0.24	788.02	0.03	98.80	179.0-180.0	0.01	797.61	0.00	100.00
133.0-134.0	0.24	788.26	0.03	98.83					
134.0-135.0	0.25	788.51	0.03	98.86					
135.0-136.0	0.25	788.76	0.03	98.89					
136.0-137.0	0.26	789.02	0.03	98.92					
137.0-138.0	0.26	789.28	0.03	98.96					
138.0-139.0	0.27	789.55	0.03	98.99					
139.0-140.0	0.27	789.82	0.03	99.02					
140.0-141.0	0.27	790.09	0.03	99.06					

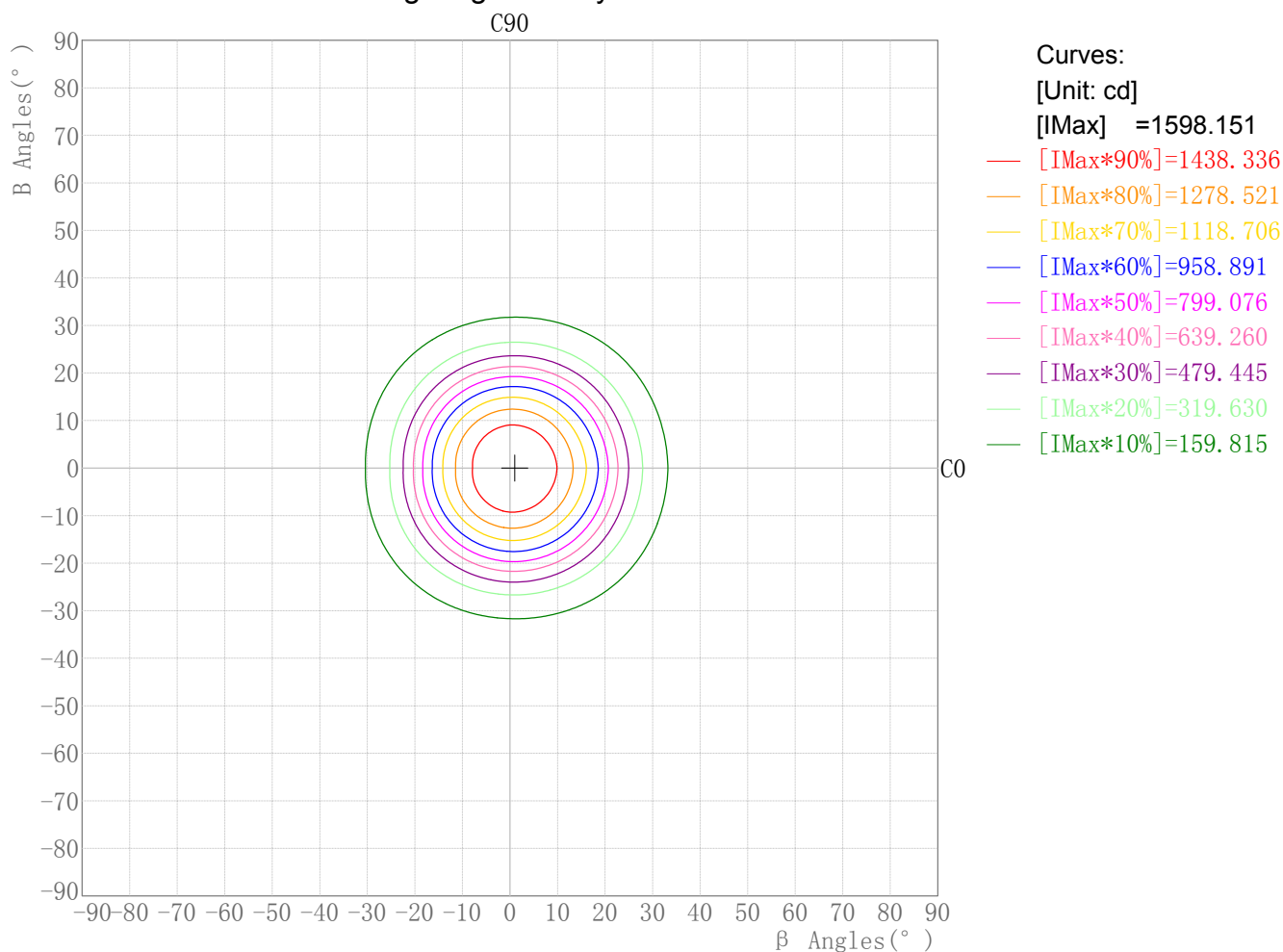
IES Indoor Report

Photometric Filename:MD10-09-XX-05 4000K RA90 38D.IES

Rectangle ISO Lighting Intensity Diagram

Lum. Name: MD10-09-XX-05 4000K RA90 38D	Lum. Catalog:	Test ID: 01
Lamp Name:	Lamp Catalog: LED	Test Lab: Quality peatment
Manufacture: Shenzhen Norming Lighting Co., Ltd	Test Machine:GON-2000	Test Date: 2020/01/05

ISO Lighting Intensity Curve



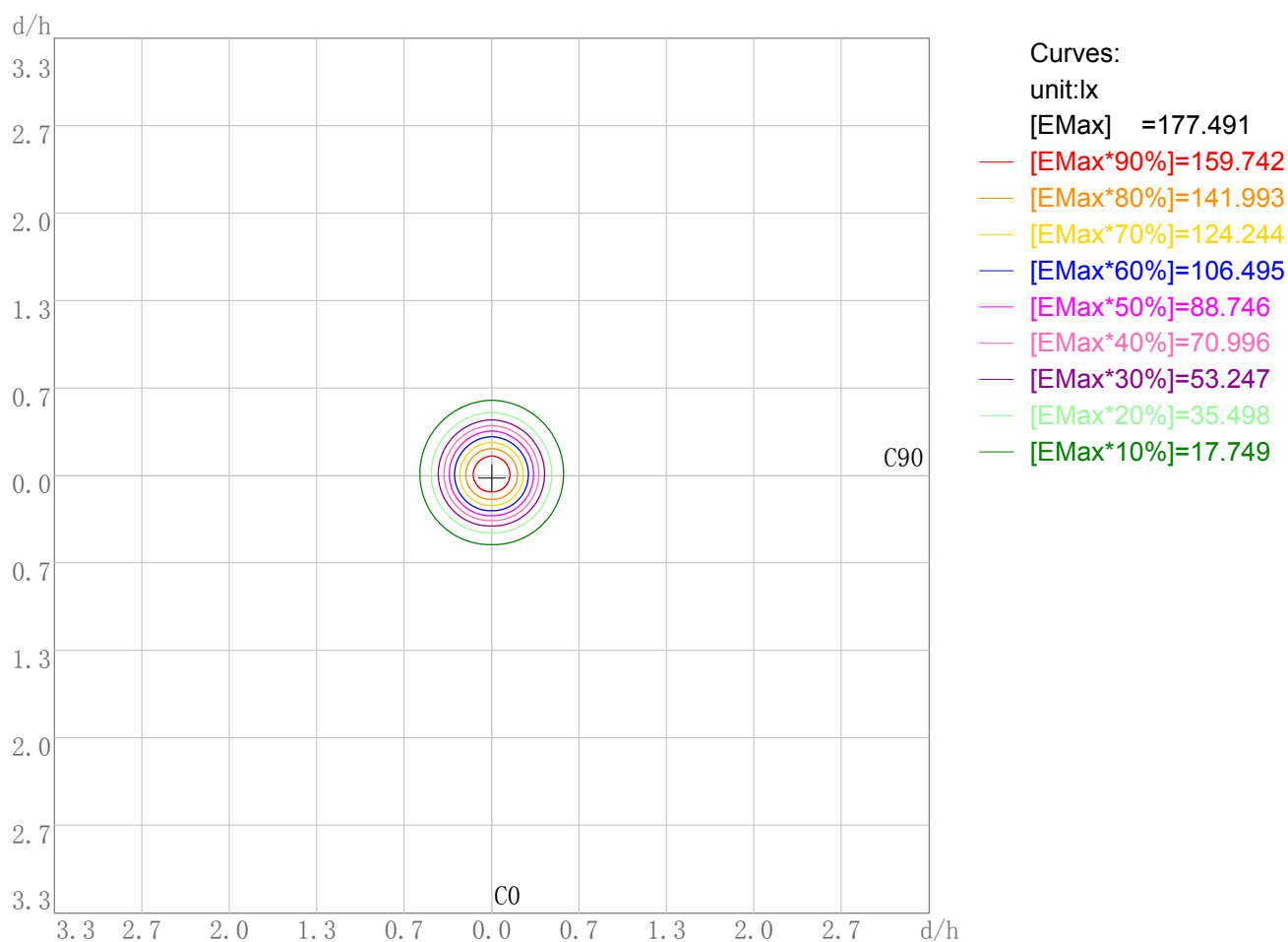
Maximum Light Intensity(cd): 1598.15

Maximum Cand.@Angle: H=1.0°,V=0.0°

Plane ISO-Illuminance Diagram

Lum. Name: MD10-09-XX-05 4000K RA90 38D	Lum. Catalog:	Test ID: 01
Lamp Name:	Lamp Catalog: LED	Test Lab: Quality peatment
Manufacture: Shenzhen Norming Lighting Co., Ltd	Test Machine:GON-2000	Test Date: 2020/01/05

Plane ISO-Illuminance Curve



Working Plane Luminaire Mounting Height(m): 3.00

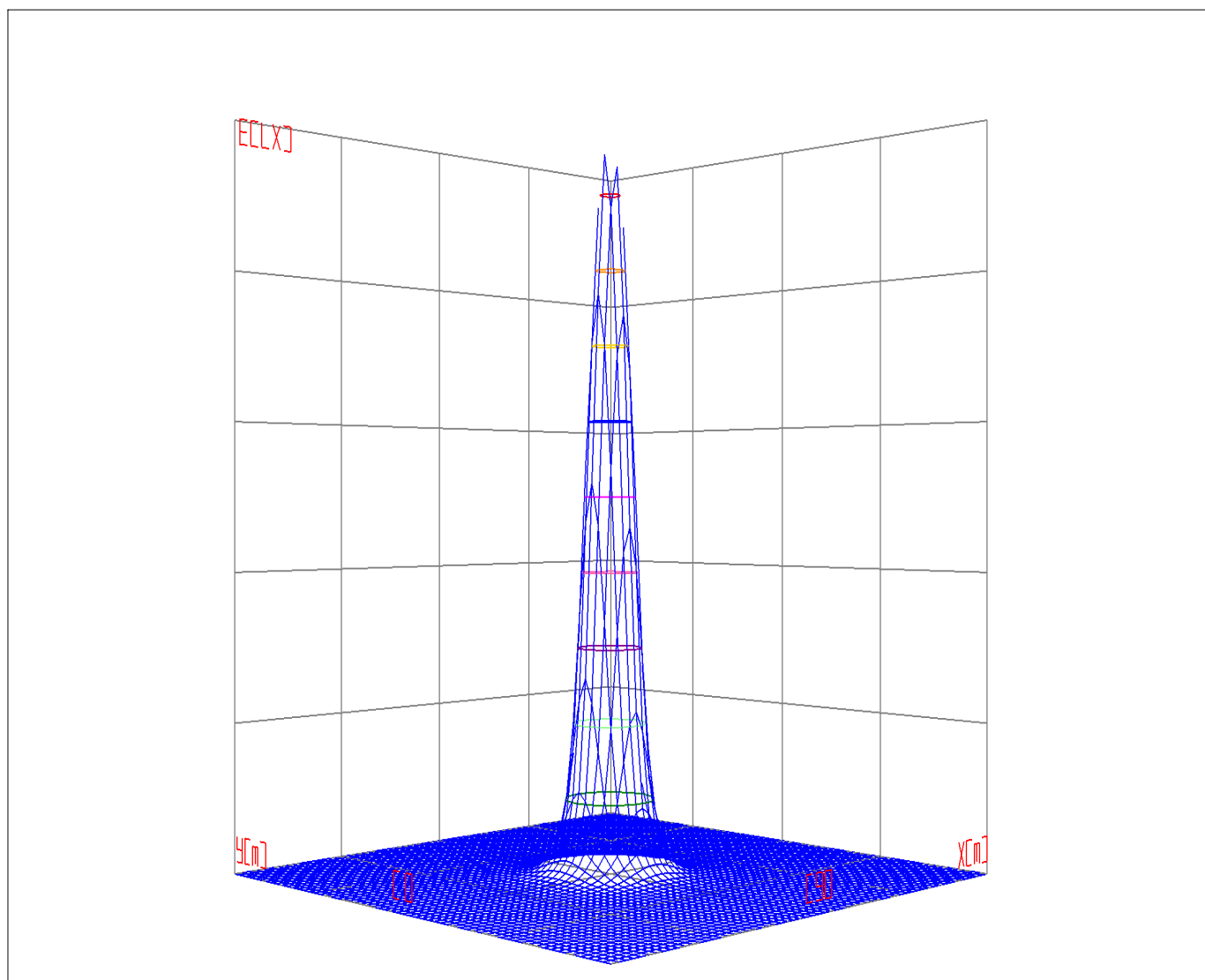
Working Plane Maximum Illuminance(lx): 177.49

Working Plane Maximum Illuminance Position(d/h):H0.0 V0.0

3D Plane ISO Illuminance Diagram

Lum. Name: MD10-09-XX-05 4000K RA90 38D	Lum. Catalog:	Test ID: 01
Lamp Name:	Lamp Catalog: LED	Test Lab: Quality peatment
Manufacture: Shenzhen Norming Lighting Co., Ltd	Test Machine:GON-2000	Test Date: 2020/01/05

3D Plane Illuminance Modal

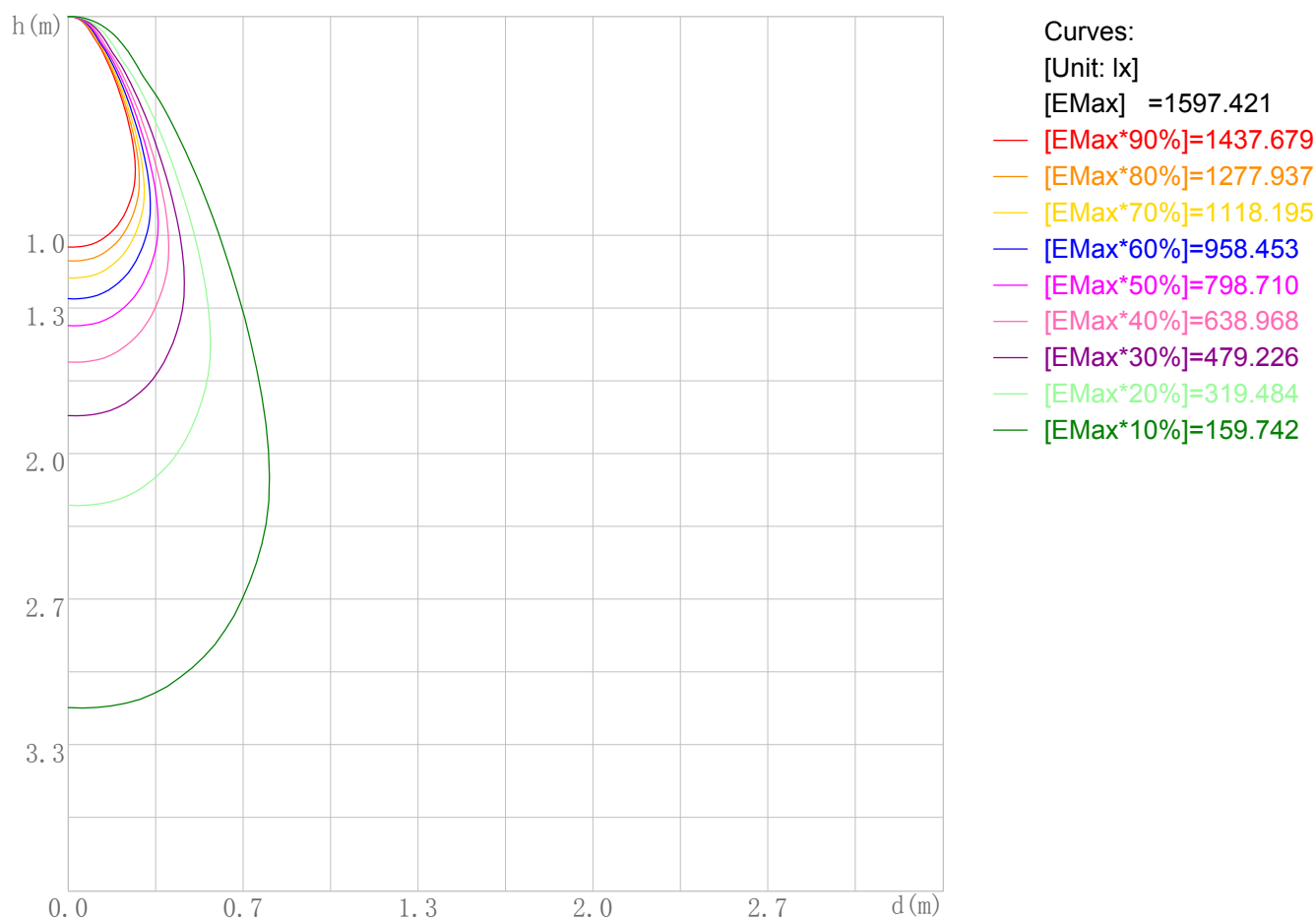


Curves: 3D Model — 90% — 80% — 70% — 60% — 50% — 40% — 30% — 20% — 10% —
 View Angles(deg): 0 Height(m): 3.0 Distance(m): 10.0

Space ISO Illuminance Diagram

Lum. Name: MD10-09-XX-05 4000K RA90 38D	Lum. Catalog:	Test ID: 01
Lamp Name:	Lamp Catalog: LED	Test Lab: Quality peatment
Manufacture: Shenzhen Norming Lighting Co., Ltd	Test Machine:GON-2000	Test Date: 2020/01/05

Space ISO Illuminance Curve



Space Plane Maximum Illuminance and @Angle:1597.42lx,1.0deg

Plane Maximum Lighting Intensity and @Angle:1598.151cd,0deg

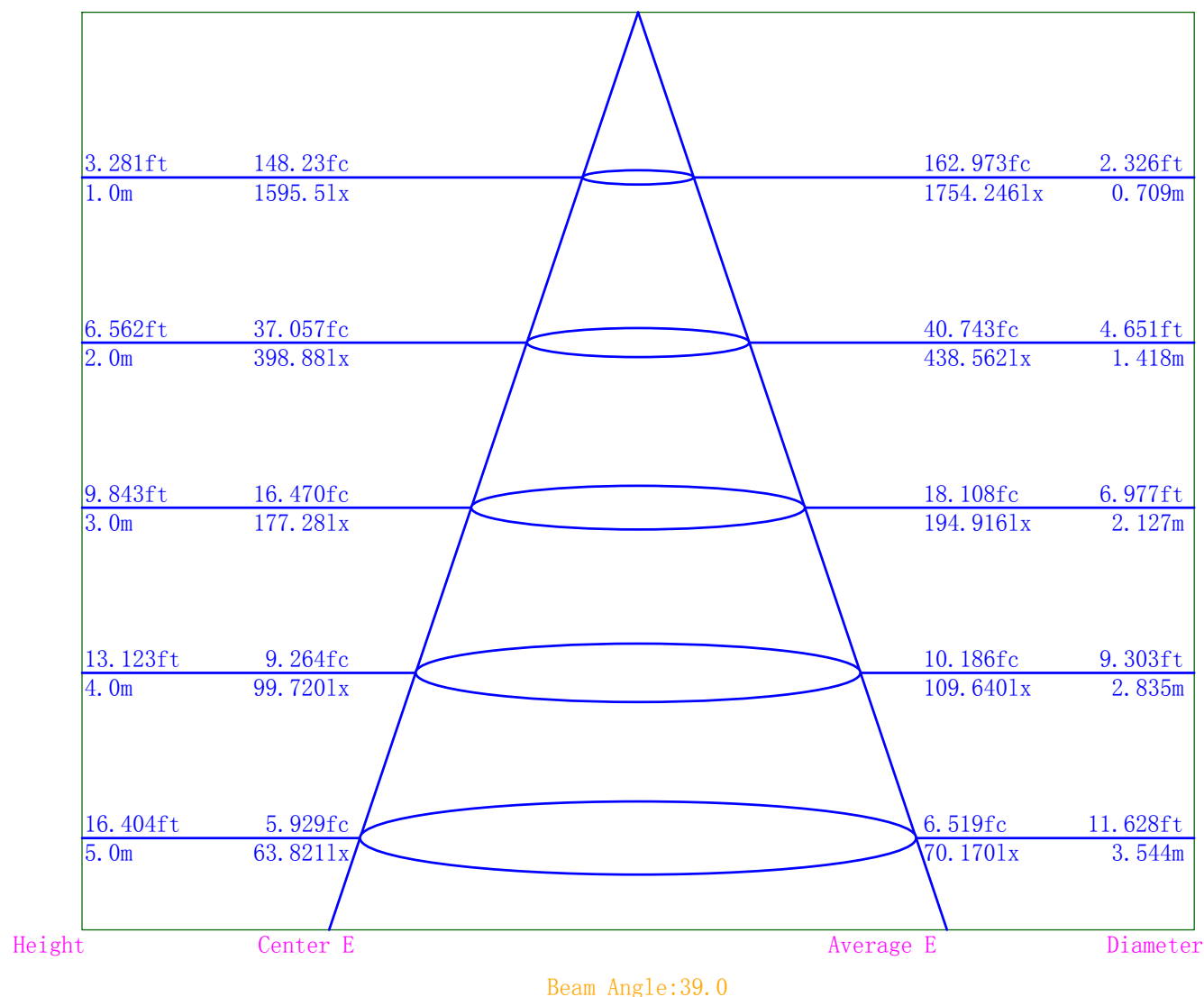
IES Indoor Report

Photometric Filename:MD10-09-XX-05 4000K RA90 38D.IES

Illuminance-Distance Diagram

Lum. Name: MD10-09-XX-05 4000K RA90 38D	Lum. Catalog:	Test ID: 01
Lamp Name:	Lamp Catalog: LED	Test Lab: Quality peatment
Manufacture: Shenzhen Norming Lighting Co., Ltd	Test Machine:GON-2000	Test Date: 2020/01/05

Illuminance-Distance Curve



IES Indoor Report

Photometric Filename:MD10-09-XX-05 4000K RA90 38D.IES

Indoor Luminance Limiting Curves

Lum. Name: MD10-09-XX-05 4000K RA90 38D	Lum. Catalog: LED	Test ID: 01
Lamp Name:	Lamp Catalog: LED	Test Lab: Quality peatment
Manufacture: Shenzhen Norming Lighting Co., Ltd	Test Machine:GON-2000	Test Date: 2020/01/05

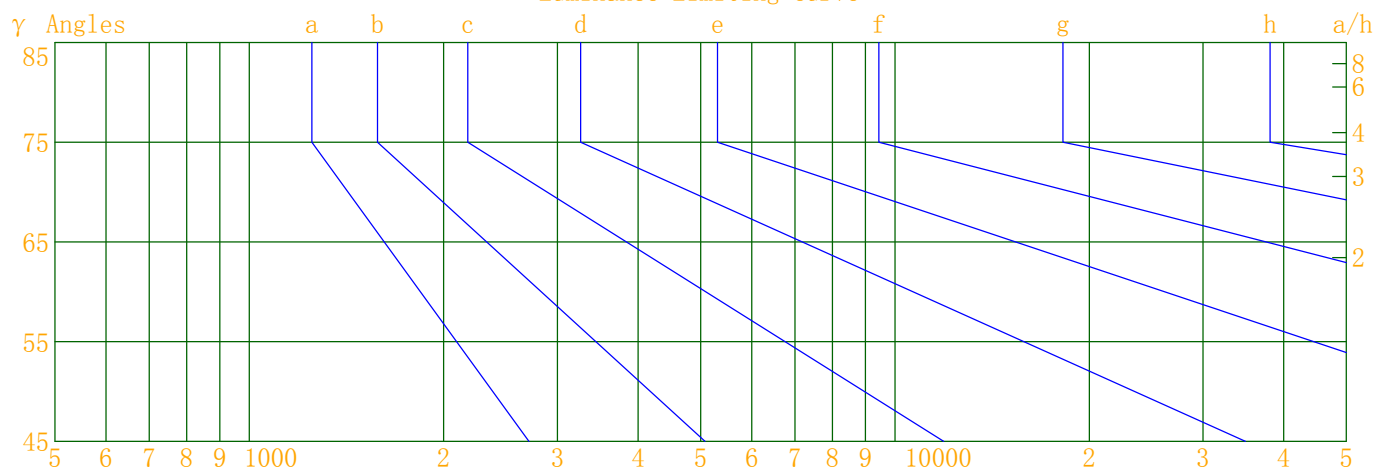
Glare Grade Table

GI	Quality	Using Illuminance							
1.15	A	2000	1000	500	<=300				
1.5	B		2000	1000	500	<=300			
1.85	C			2000	1000	500	<=300		
2.2	D				2000	1000	500	<=300	
2.55	E	a				2000	1000	500	<=300
			b	c	d	e	f	g	h

Luminance Table

Gama(deg)	45	50	55	60	65	70	75	80	85
C0	93	71	60	54	51	50	51	59	87
C90	75	60	51	47	44	42	42	46	64

Luminance Limiting Curve



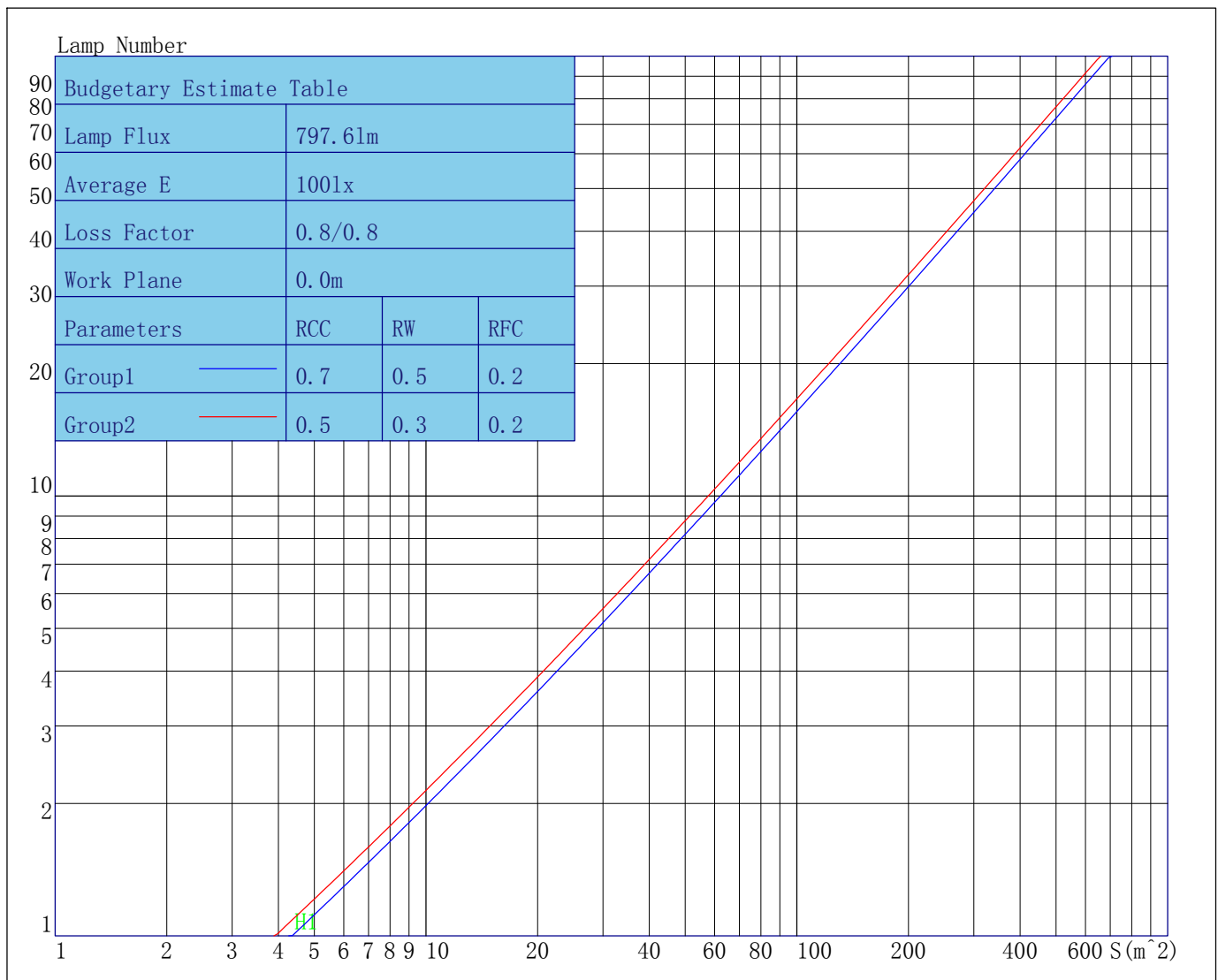
Luminous Size: Length(m)=0.498 Width(m)=0.498 Height(m)=0.750 Area(m^2)=0.621504
 Luminous Type: Without Luminous Side
 Luminous Curves: C0-C180 Color: — C90-C270 Color: —

IES Indoor Report

Photometric Filename:MD10-09-XX-05 4000K RA90 38D.IES

Indoor Budgetary Estimate Table

Lum. Name: MD10-09-XX-05 4000K RA90 38D	Lum. Catalog:	Test ID: 01
Lamp Name:	Lamp Catalog: LED	Test Lab: Quality peatment
Manufacture: Shenzhen Norming Lighting Co., Ltd	Test Machine:GON-2000	Test Date: 2020/01/05



Indoor Coefficient of Utilization Table

Lum. Name: MD10-09-XX-05 4000K RA90 38D	Lum. Catelog:	Test ID: 01
Lamp Name:	Lamp Catelog: LED	Test Lab: QQualty peatment
Manufacture: Shenzhen Norming Lighting Co., Ltd	Test Machine:GON-2000	Test Date: 2020/01/05

Coefficients of Utilization - Zonal Cavity Method																		
Coef.	Effective Floor Cavity Reflectance RFC=0.20																	
RhoCC (%)	80				70				50			30			10			0
RhoW (%)	70	50	30	10	70	50	30	10	50	30	10	50	30	10	50	30	10	0
RCR	Coefficient of Utilization(%)																	
0	118	118	118	118	115	115	115	115	110	110	110	105	105	105	100	100	100	98
1	113	110	108	105	110	108	106	104	103	102	100	99	98	97	95	94	93	91
2	108	103	99	96	105	101	98	95	97	95	92	94	92	90	91	89	88	86
3	103	97	92	88	101	95	91	87	92	89	86	90	87	84	87	85	83	81
4	98	91	86	82	96	90	85	82	88	84	80	85	82	79	83	80	78	76
5	94	86	81	77	92	85	80	77	83	79	76	81	78	75	80	77	74	73
6	90	82	77	73	89	81	76	72	79	75	72	78	74	71	76	73	70	69
7	87	78	73	69	85	77	72	69	76	71	68	75	71	68	73	70	67	66
8	83	75	69	65	82	74	69	65	73	68	65	71	67	64	70	67	64	63
9	80	71	66	62	79	71	66	62	70	65	62	69	65	62	68	64	61	60
10	77	68	63	60	76	68	63	60	67	62	59	66	62	59	65	61	59	58

Unified Glare Rating Table

Lum. Name: MD10-09-XX-05 4000K RA90 38D	Lum. Catelog:	Test ID: 01
Lamp Name:	Lamp Catalog: LED	Test Lab: QQualty peatment
Manufacture: Shenzhen Norming Lighting Co., Ltd	Test Machine:GON-2000	Test Date: 2020/01/05

Unified Glare Rating Table

Ceiling RCC	0.70	0.70	0.50	0.50	0.30	0.70	0.70	0.50	0.50	0.30
Wall RW	0.50	0.30	0.50	0.30	0.30	0.50	0.30	0.50	0.30	0.30
Floor RFC	0.20	0.20	0.20	0.20	0.20	0.20	0.20	0.20	0.20	0.20
Room Size	Vewed crosswise					Vewed endwise				
X=2H Y=2H	-1.2	-0.2	-0.8	0.1	0.5	-2.2	-1.2	-1.8	-0.8	-0.5
	-0.5	0.4	-0.1	0.7	1.2	-1.5	-0.6	-1.1	-0.2	0.2
	-0.1	0.7	0.3	1.1	1.6	-1.2	-0.3	-0.7	0.1	0.5
	0.3	1.1	0.8	1.5	2.0	-0.8	0.0	-0.3	0.4	0.9
	0.6	1.3	1.1	1.8	2.2	-0.6	0.2	-0.1	0.6	1.1
	0.9	1.6	1.4	2.0	2.5	-0.3	0.4	0.2	0.8	1.3
X=4H Y=2H	-1.1	-0.3	-0.7	0.1	0.6	-2.0	-1.2	-1.6	-0.8	-0.3
	-0.2	0.5	0.3	1.0	1.4	-1.1	-0.4	-0.7	0.0	0.5
	0.4	1.0	0.9	1.5	2.0	-0.6	0.0	-0.1	0.5	1.0
	1.0	1.6	1.5	2.1	2.6	-0.0	0.5	0.5	1.0	1.5
	1.4	1.9	1.9	2.4	2.9	0.3	0.8	0.8	1.3	1.8
	1.8	2.3	2.3	2.8	3.3	0.6	1.1	1.1	1.6	2.1
X=8H Y=4H	0.5	1.0	1.1	1.5	2.1	-0.4	0.1	0.1	0.6	1.1
	1.4	1.8	1.9	2.3	2.9	0.4	0.8	0.9	1.3	1.9
	1.9	2.3	2.5	2.8	3.4	0.8	1.2	1.4	1.7	2.3
	2.5	2.8	3.1	3.4	4.0	1.3	1.6	1.9	2.2	2.8
X=12H Y=4H	0.5	1.0	1.1	1.5	2.1	-0.4	0.1	0.1	0.6	1.1
	1.5	1.8	2.0	2.4	3.0	0.4	0.8	1.0	1.3	1.9
	2.1	2.4	2.6	2.9	3.6	1.0	1.3	1.5	1.8	2.5
Variations with the objerver position at spacings										
S=1.0H	0.2/-0.2					0.3/-0.3				
S=1.5H	0.4/-0.4					0.4/-0.5				
S=2.0H	0.4/-0.5					0.6/-0.6				
Reduced UGR Table:										
Nordic Standard Table:	BK0					BK0				
Correction Value	2.6					2.5				

o the CIE Pub.117, data has been corrected, refers to the lamp's lumens 8.2flm.

Candela Tabulation

V/H	C0.0	C90.0	C180.0	C270.0
γ 0.0	1595.51	1595.51	1595.51	1595.51
γ 1.0	1598.15	1590.39	1593.17	1590.01
γ 2.0	1597.87	1586.36	1585.53	1587.37
γ 3.0	1593.56	1579.40	1573.09	1579.97
γ 4.0	1586.58	1566.28	1556.07	1571.29
γ 5.0	1575.77	1552.73	1531.12	1557.08
γ 6.0	1556.88	1530.78	1503.16	1537.02
γ 7.0	1534.15	1505.37	1470.00	1514.52
γ 8.0	1503.28	1474.00	1433.16	1483.13
γ 9.0	1471.23	1440.97	1393.88	1449.52
γ 10.0	1434.21	1399.75	1350.22	1409.24
γ 11.0	1393.87	1354.77	1300.93	1366.07
γ 12.0	1344.93	1300.64	1248.86	1314.96
γ 13.0	1295.21	1243.27	1191.15	1258.86
γ 14.0	1238.41	1179.42	1126.17	1196.79
γ 15.0	1181.57	1111.25	1058.39	1133.70
γ 16.0	1123.02	1041.10	985.24	1067.18
γ 17.0	1062.82	968.91	908.28	998.77
γ 18.0	999.51	893.40	826.95	925.25
γ 19.0	929.90	817.16	745.57	850.01
γ 20.0	853.22	740.99	663.23	773.54
γ 21.0	774.70	665.70	583.12	695.58
γ 22.0	696.19	589.68	509.99	617.39
γ 23.0	618.61	519.14	443.33	542.99
γ 24.0	544.84	454.92	383.33	478.53
γ 25.0	477.70	395.98	331.14	414.36
γ 26.0	418.40	341.53	288.32	354.38
γ 27.0	363.59	294.83	252.24	302.37
γ 28.0	316.05	256.10	220.58	260.52
γ 29.0	276.12	224.55	192.68	226.61
γ 30.0	242.31	197.49	168.17	198.46
γ 31.0	212.91	174.59	146.90	174.13
γ 32.0	186.77	154.29	128.05	152.79
γ 33.0	164.24	135.63	111.98	133.60
γ 34.0	144.69	118.83	98.02	116.91
γ 35.0	127.72	104.96	86.08	103.19
γ 36.0	113.26	93.43	75.68	91.56
γ 37.0	100.90	83.72	66.99	81.45
γ 38.0	90.14	75.29	59.28	72.86
γ 39.0	80.77	67.70	52.32	65.33
γ 40.0	72.63	60.75	45.77	58.51
γ 41.0	65.34	54.40	39.40	52.08
γ 42.0	58.77	47.82	33.89	45.79
γ 43.0	52.36	41.72	29.87	40.02
γ 44.0	46.12	36.68	27.29	35.21
γ 45.0	40.78	33.05	25.61	31.73
γ 46.0	36.89	30.52	24.23	29.39

Candela Tabulation - (Cont.)

V/H	C0.0	C90.0	C180.0	C270.0
γ 47.0	34.03	28.51	23.08	27.60
γ 48.0	31.86	26.75	21.98	26.06
γ 49.0	29.98	25.19	21.01	24.75
γ 50.0	28.26	23.80	20.10	23.54
γ 51.0	26.64	22.51	19.31	22.46
γ 52.0	25.23	21.35	18.56	21.49
γ 53.0	23.88	20.23	17.81	20.62
γ 54.0	22.67	19.25	17.08	19.77
γ 55.0	21.54	18.27	16.38	18.90
γ 56.0	20.44	17.38	15.73	18.10
γ 57.0	19.37	16.53	15.14	17.37
γ 58.0	18.42	15.77	14.62	16.67
γ 59.0	17.54	15.13	14.12	16.06
γ 60.0	16.74	14.52	13.62	15.52
γ 61.0	16.07	13.96	13.07	15.01
γ 62.0	15.44	13.36	12.49	14.45
γ 63.0	14.78	12.71	11.93	13.90
γ 64.0	14.14	12.08	11.34	13.29
γ 65.0	13.47	11.47	10.81	12.72
γ 66.0	12.83	10.90	10.30	12.16
γ 67.0	12.20	10.33	9.81	11.62
γ 68.0	11.63	9.82	9.32	11.10
γ 69.0	11.07	9.32	8.86	10.59
γ 70.0	10.55	8.84	8.41	10.10
γ 71.0	10.04	8.38	7.99	9.64
γ 72.0	9.56	7.94	7.58	9.18
γ 73.0	9.09	7.51	7.18	8.73
γ 74.0	8.66	7.11	6.78	8.32
γ 75.0	8.23	6.72	6.41	7.90
γ 76.0	7.82	6.34	6.06	7.49
γ 77.0	7.43	5.99	5.72	7.11
γ 78.0	7.04	5.64	5.37	6.73
γ 79.0	6.67	5.30	5.05	6.37
γ 80.0	6.33	4.97	4.73	6.01
γ 81.0	5.99	4.67	4.42	5.68
γ 82.0	5.66	4.35	4.12	5.33
γ 83.0	5.33	4.06	3.83	5.00
γ 84.0	5.01	3.77	3.55	4.68
γ 85.0	4.70	3.49	3.28	4.36
γ 86.0	4.38	3.21	3.05	4.07
γ 87.0	4.09	2.97	2.88	3.78
γ 88.0	3.82	2.80	2.78	3.54
γ 89.0	3.58	2.71	2.71	3.39
γ 90.0	3.41	2.66	2.65	3.29
γ 91.0	3.32	2.60	2.58	3.21
γ 92.0	3.23	2.55	2.53	3.13
γ 93.0	3.17	2.49	2.49	3.06

Candela Tabulation - (Cont.)

V/H	C0.0	C90.0	C180.0	C270.0
γ 94.0	3.10	2.43	2.43	3.00
γ 95.0	3.03	2.40	2.38	2.92
γ 96.0	2.97	2.35	2.34	2.87
γ 97.0	2.91	2.31	2.31	2.82
γ 98.0	2.85	2.27	2.27	2.77
γ 99.0	2.80	2.23	2.24	2.71
γ 100.0	2.74	2.19	2.20	2.66
γ 101.0	2.70	2.15	2.18	2.62
γ 102.0	2.65	2.11	2.15	2.58
γ 103.0	2.60	2.08	2.13	2.54
γ 104.0	2.55	2.06	2.11	2.50
γ 105.0	2.51	2.02	2.08	2.46
γ 106.0	2.47	2.00	2.07	2.44
γ 107.0	2.42	1.97	2.06	2.41
γ 108.0	2.39	1.95	2.04	2.38
γ 109.0	2.34	1.92	2.04	2.36
γ 110.0	2.32	1.90	2.03	2.34
γ 111.0	2.29	1.89	2.04	2.32
γ 112.0	2.27	1.88	2.03	2.31
γ 113.0	2.24	1.87	2.04	2.30
γ 114.0	2.22	1.86	2.05	2.30
γ 115.0	2.21	1.86	2.06	2.30
γ 116.0	2.20	1.86	2.08	2.30
γ 117.0	2.19	1.87	2.11	2.31
γ 118.0	2.19	1.89	2.13	2.32
γ 119.0	2.18	1.89	2.16	2.33
γ 120.0	2.19	1.92	2.20	2.36
γ 121.0	2.20	1.95	2.25	2.39
γ 122.0	2.21	1.98	2.30	2.42
γ 123.0	2.24	2.01	2.36	2.46
γ 124.0	2.27	2.06	2.42	2.51
γ 125.0	2.30	2.11	2.49	2.56
γ 126.0	2.35	2.17	2.57	2.62
γ 127.0	2.40	2.23	2.65	2.69
γ 128.0	2.45	2.31	2.74	2.76
γ 129.0	2.52	2.39	2.83	2.83
γ 130.0	2.59	2.47	2.92	2.92
γ 131.0	2.66	2.56	3.04	3.01
γ 132.0	2.75	2.67	3.13	3.11
γ 133.0	2.84	2.78	3.26	3.20
γ 134.0	2.93	2.88	3.38	3.31
γ 135.0	3.05	2.99	3.50	3.41
γ 136.0	3.14	3.12	3.63	3.54
γ 137.0	3.25	3.23	3.76	3.66
γ 138.0	3.38	3.37	3.89	3.78
γ 139.0	3.50	3.49	4.02	3.90
γ 140.0	3.64	3.62	4.16	4.03

IES Indoor Report

Photometric Filename:MD10-09-XX-05 4000K RA90 38D.IES

Candela Tabulation - (Cont.)

V/H	C0.0	C90.0	C180.0	C270.0
γ 141.0	3.75	3.76	4.29	4.15
γ 142.0	3.89	3.89	4.44	4.28
γ 143.0	4.01	4.03	4.56	4.41
γ 144.0	4.14	4.15	4.70	4.55
γ 145.0	4.28	4.29	4.82	4.66
γ 146.0	4.42	4.42	4.97	4.80
γ 147.0	4.55	4.55	5.10	4.92
γ 148.0	4.69	4.68	5.22	5.03
γ 149.0	4.81	4.80	5.34	5.15
γ 150.0	4.94	4.93	5.46	5.28
γ 151.0	5.07	5.04	5.58	5.39
γ 152.0	5.19	5.16	5.69	5.50
γ 153.0	5.30	5.27	5.80	5.60
γ 154.0	5.40	5.37	5.88	5.70
γ 155.0	5.51	5.47	5.98	5.78
γ 156.0	5.62	5.57	6.05	5.86
γ 157.0	5.71	5.66	6.12	5.94
γ 158.0	5.80	5.73	6.18	6.01
γ 159.0	5.88	5.80	6.24	6.08
γ 160.0	5.96	5.86	6.27	6.13
γ 161.0	6.01	5.92	6.31	6.17
γ 162.0	6.07	5.97	6.33	6.20
γ 163.0	6.12	6.01	6.35	6.22
γ 164.0	6.15	6.03	6.37	6.24
γ 165.0	6.19	6.06	6.38	6.26
γ 166.0	6.21	6.09	6.39	6.26
γ 167.0	6.23	6.11	6.40	6.27
γ 168.0	6.26	6.13	6.41	6.29
γ 169.0	6.27	6.14	6.42	6.30
γ 170.0	6.29	6.16	6.43	6.31
γ 171.0	6.32	6.17	6.45	6.32
γ 172.0	6.34	6.19	6.45	6.33
γ 173.0	6.36	6.22	6.48	6.34
γ 174.0	6.39	6.24	6.49	6.36
γ 175.0	6.41	6.27	6.50	6.38
γ 176.0	6.44	6.29	6.51	6.39
γ 177.0	6.47	6.33	6.53	6.41
γ 178.0	6.48	6.35	6.54	6.42
γ 179.0	6.51	6.36	6.55	6.44
γ 180.0	6.49	6.49	6.49	6.49